

TRAPEZISTAK (TIGHTROPE WALKERS)

Integral program for young people without an available family support network in their transition to adulthood through personalized and comprehensive itineraries.

Results for 2023 and 2024

NETWORK AND PARTICIPATING ORGANIZATIONS

TRAPEZISTAK is built on the basis of public-social collaboration.

During 2023 and 2024, this network, alongside with the Department of Well-being, Youth and Demographic Challenge of the Basque Government, will be made up of **25 entities from the third social sector** of Araba, Bizkaia and Gipuzkoa, all of them with solid experience in social support.

ARABA



BIZKAIA



GIPUZKOA



WHERE ARE WE LOCATED?

Data breakdown by Municipality and Territory

BIZKAIA (15 municipalities)

Municipalities	Men	Women	Totals	% program
Arrigorriaga	3	0	3	0.5%
Barakaldo	30	5	35	6.3%
Bermeo	1	0	1	0.2%
Bilbao	293	25	318	57.4%
Derio	1	0	1	0.2%
Durango	1	0	1	0.2%
Erandio	5	1	6	1.1%
Galdakao	1	1	2	0.4%
Getxo	18	0	18	3.2%
Gorliz	3	0	3	0.5%
Leioa	2	0	2	0.4%
Portugalete	11	0	11	2.0%
Sestao	11	1	12	2.2%
Sondika	3	0	3	0.5%
Sopelana	1	0	1	0.2%
T. Bizkaia	384	33	417	75.3%

GIPUZKOA (13 municipalities)

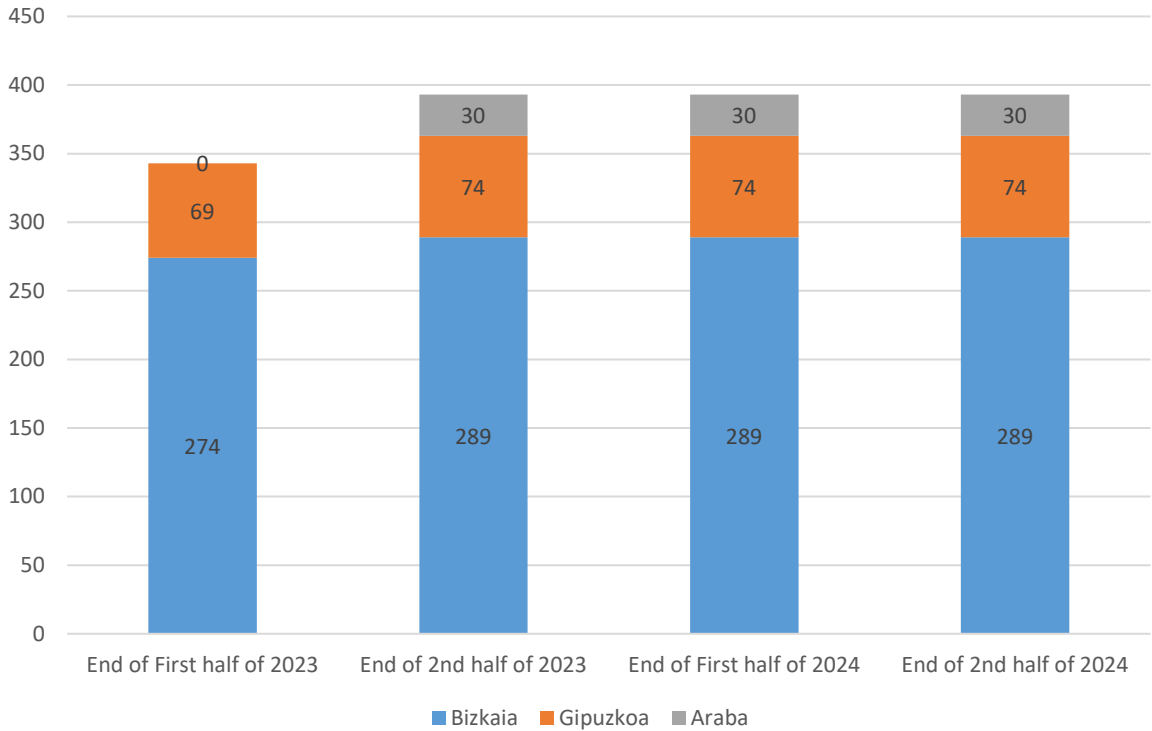
Municipalities	Men	Women	Totals	% program
Alegia	1	0	1	0.18%
Andoain	1	0	1	0.2%
Azpeitia	1	0	1	0.2%
Donostia	51	2	53	9.6%
Errearteria	2	2	4	0.7%
Hernani	1	1	2	0.4%
Irun	5	0	5	0.9%
Lezo	1	0	1	0.2%
Ordizia	1	0	1	0.2%
Pasaia	4	0	4	0.7%
Tolosa	13	1	14	2.5%
Usurbi	12	0	12	2.2%
Zizurkil	1	0	1	0.2%
no data	3	0	3	0.5%
T. Gipuzkoa	97	6	103	18.6%

ARABA (2 municipalities)

Municipalities	Men	Women	Totals	% program
Laudio/Llodio	8	0	8	1.4%
Vitoria Gazteiz	25	1	26	4.7%
T. Araba	33	1	34	6.1%

DISTRIBUTION AND PLACES 2023-2024 EVOLUTION

Evolution: Number of places per Historical Territory



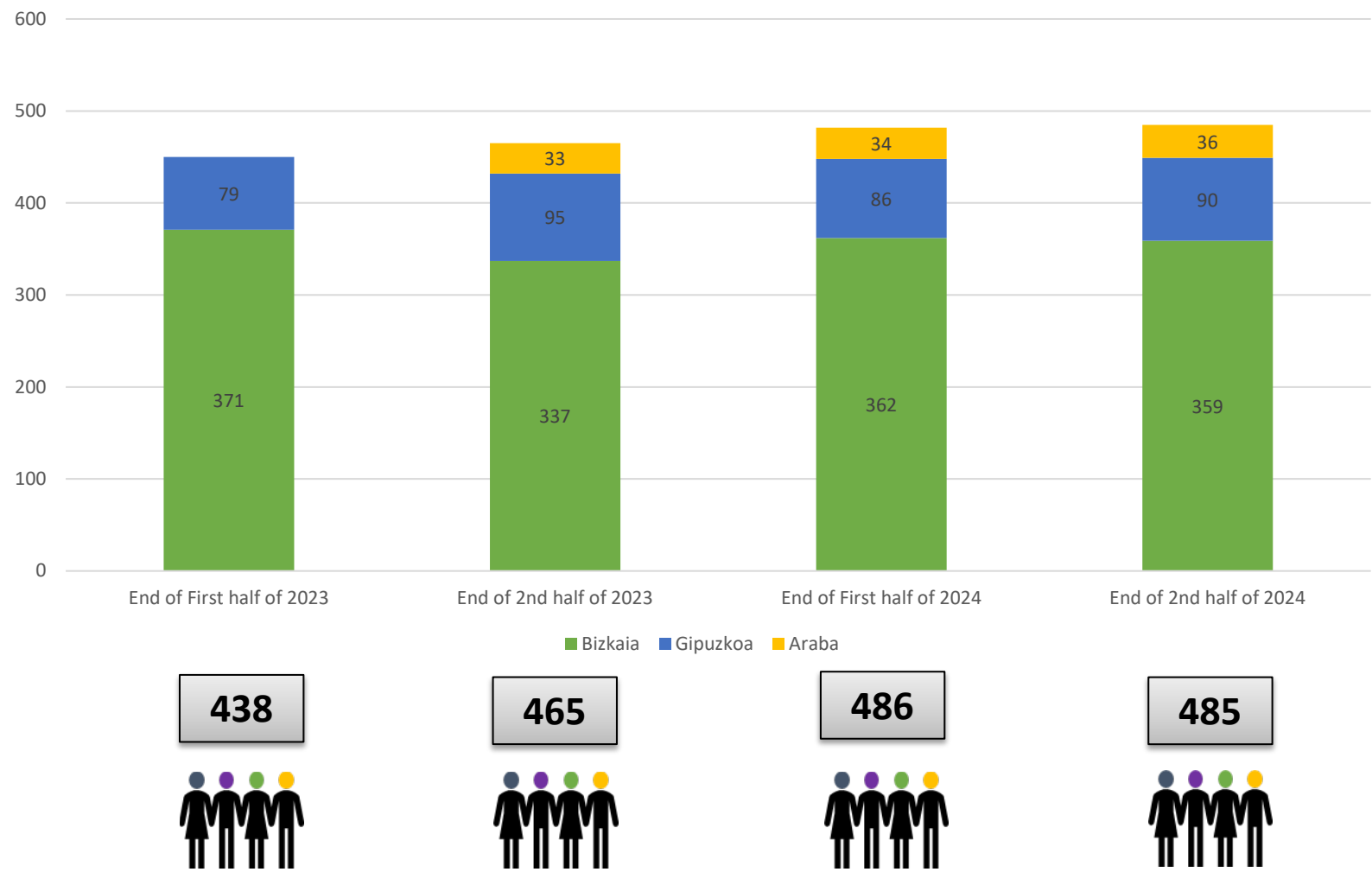
Current situation: **393 places**

Distribución de plazas por Territorios Históricos

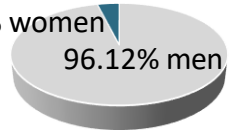



EVOLUTION OF THE PEOPLE ACCOMPANIED IN TRAPEZISTAK: ACCORDING TO HISTORICAL TERRITORY

Evolution: People served per Historical Territory



EVOLUTION OF THE PEOPLE ACCOMPANIED IN TRAPEZISTAK: ACCORDING TO GENDER

	Population served				
1st semester of 2023	438 people	421 men	17 women	0 self-identified non-binary	
2nd semester of 2023	465 people	435 men	30 women	0 self-identified non-binary	
1st semester of 2024	486 people	451 men	35 women	0 self-identified non-binary	
2nd semester of 2024	485 people	445 men	40 women	0 self-identified non-binary	



*In the second half of 2024, the percentage of **women in the program increased by 112%** compared to the first half of 2023, while the population served increased by 11% over the same period, demonstrating the efforts made to prioritize the presence of women at Trapezistak.*



782 diferent people served in the program since its inception:
(including data from the 2nd semester 2024):



First Half of 2023, 438 people



**2nd semester
2023, 168 new
people served**

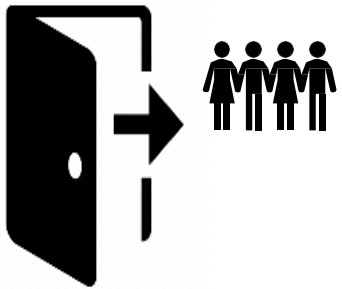


**First Half of 2024, 86 new
people served**

**2nd semester 2024, 90 new
people served**



PROGRAM EXITS: MAIN REASONS FOR EXITING



379 program exits since its inception
(including data from the 2nd semester 2024):

49% of
people
served



First Half of 2023,
141 program exits



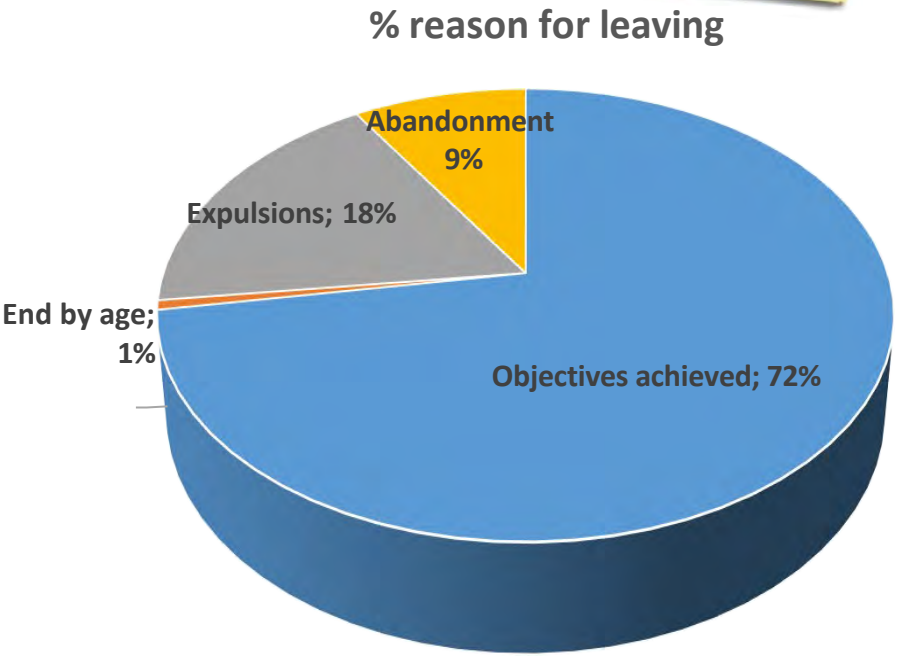
2nd semester 2023,
65 program exits



First Half of 2024,
89 program exits



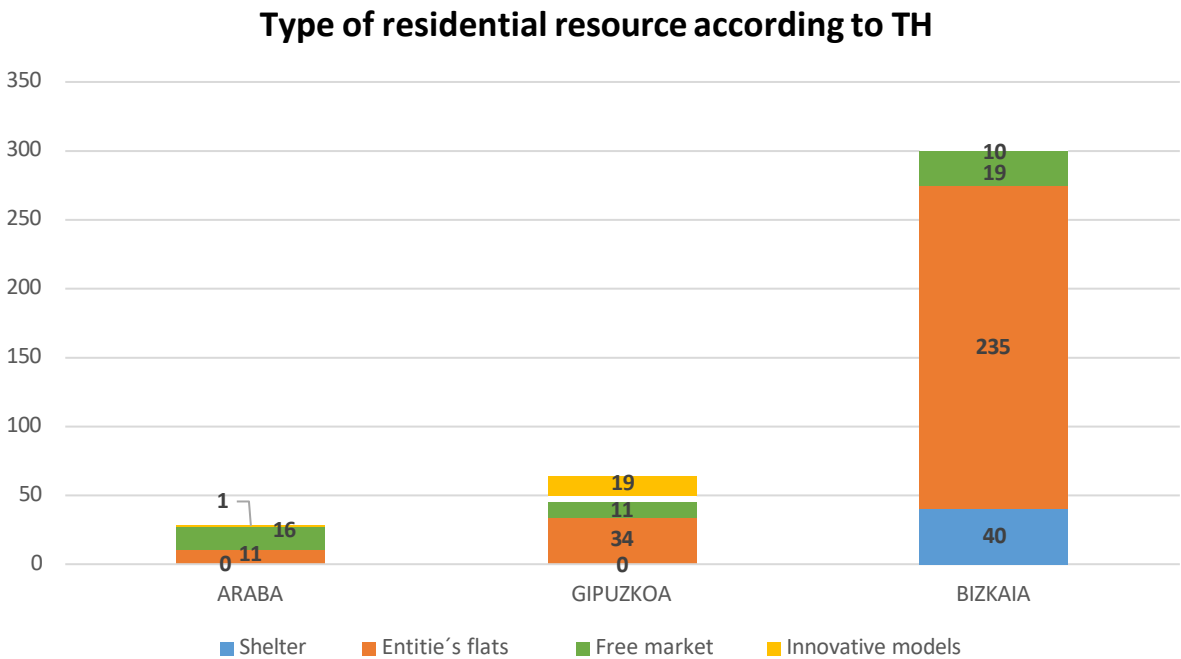
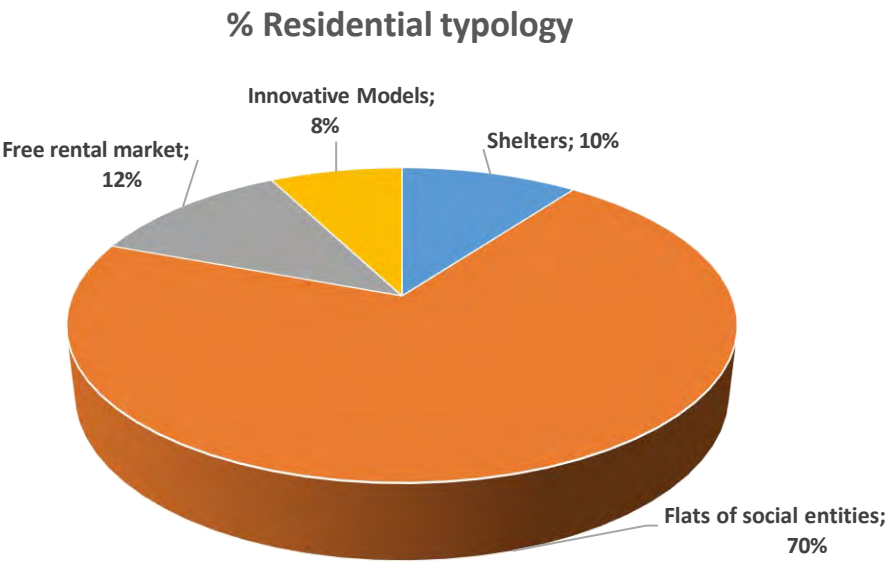
2nd semester 2024,
84 program exits




RESIDENTIAL RESOURCES - BREAKDOWN



Typology of residential resources as of 08/31/2024:



- ✓ The Trapezistak program has 280 beds, which means it can serve 70% of the people in resources from the entities that make up the network (whether their own home, leased or rented by them),
- ✓ 46 people are in the free rental market, renting rooms either with their own financial means or through the program.
- ✓ 30 people live, in innovative models (intergenerational apartments, student apartments, cohabitation with local workers), which represents 7.58% of the total population served as of August 31, 2024.



Summary of results

Trapezistak Program

2023

Index



Introduction Managed
places Accompanied
persons

Flow of inputs and outputs

Reason for leaving

Profile

Degree of compliance by dimensions

Trapezistak Program: Achievements 2023

Trapezistak Program: Challenges 2024

Introduction



Trapezistak 2023 Objective

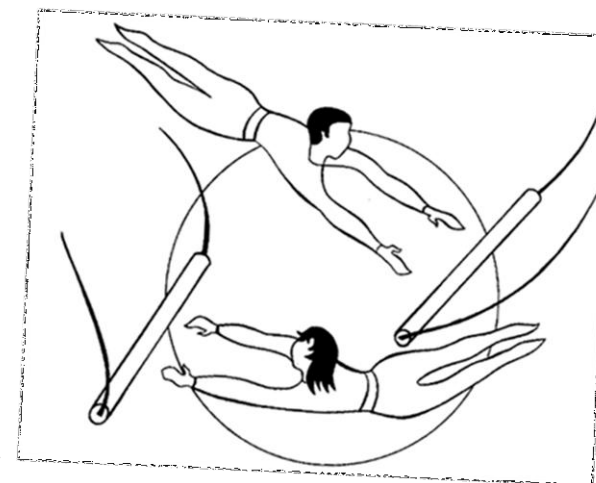
To Design and pilot a support model, framed within standardized youth and migration policies, based on an affirmative action program that offers support to young people without a family support network on their journey toward social inclusion and transition to adulthood, with:

3 intervention criteria:

- ⇒ personalization,
- ⇒ comprehensiveness and
- ⇒ intersectoral cooperation

6 dimensions of attention:

- ✓ administrative/functional
- ✓ educational/training
- ✓ housing and coexistence
- ✓ personal development and autonomy
- ✓ social and community capital
- ✓ employment and income



Managed places: 2023

Evolution of the number of managed places

Throughout the year, there has been an **upward** trend in the number of places available in the Program.


The **reasons** for this **increase** have been:

Consolidation of the increase in places generated in the 2022.

Progressive increase of 30 places in Araba and 5 in Gipuzkoa, as planned in the initial planning and budget.

An increase of 15 positions is due to budget control and the ~~emerging~~ funds generated by the review of the Employment Intermediation benefit, based on prioritization criteria:

- accompanying women.
- residential models that fit what is defined in the Project (intergenerational / student apartments).



Accompanied persons

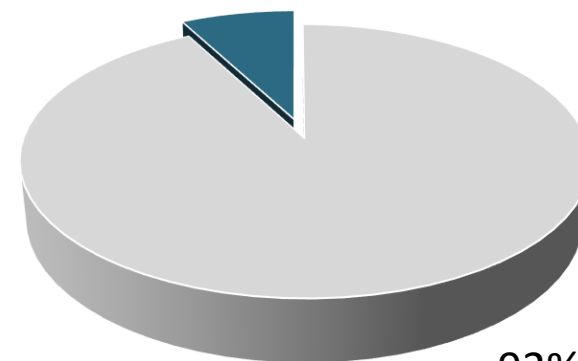
606 people accompanied in 2023

♂ 559 men

♀ 47 women

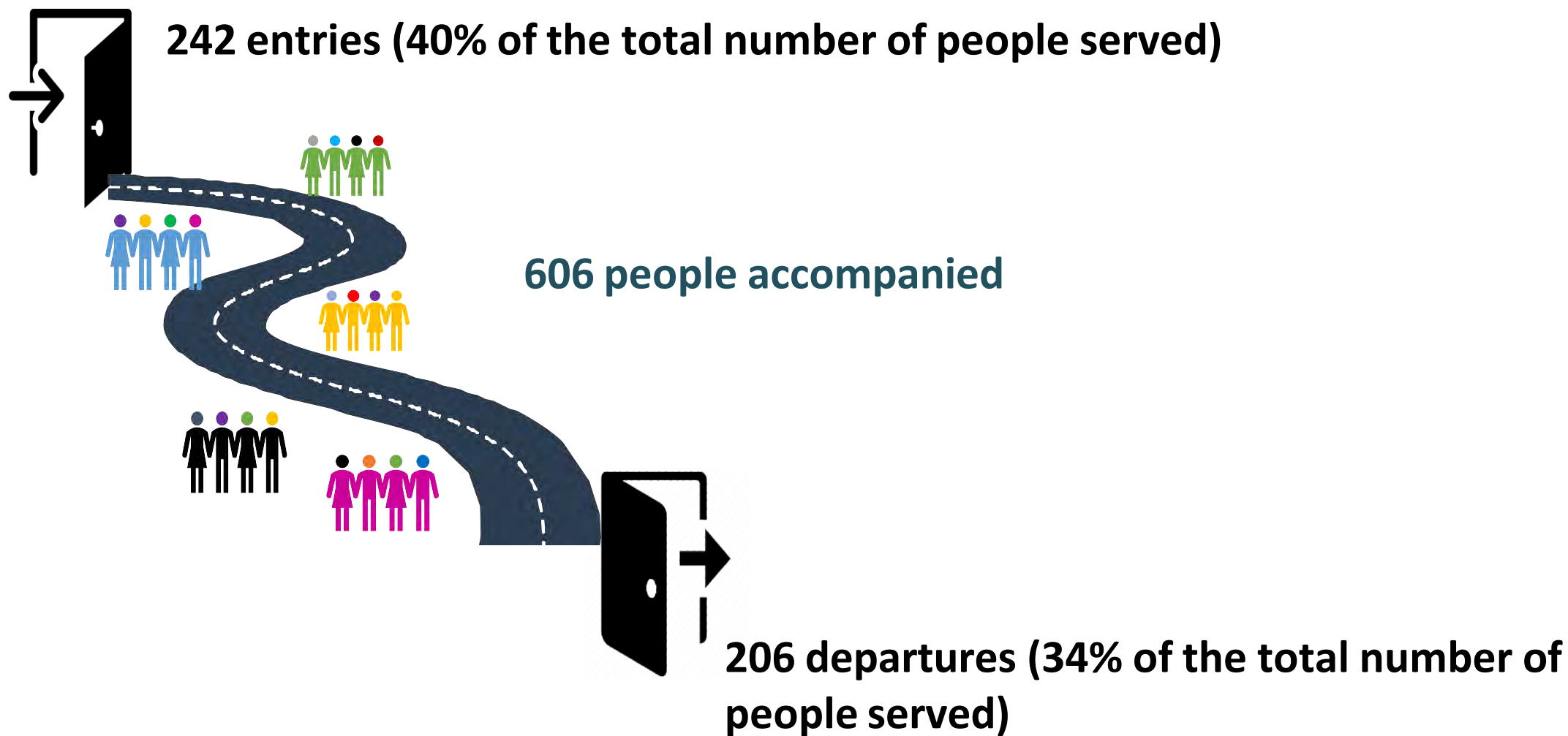
🏳️‍🌈 0 self-identified non-binary

8% women



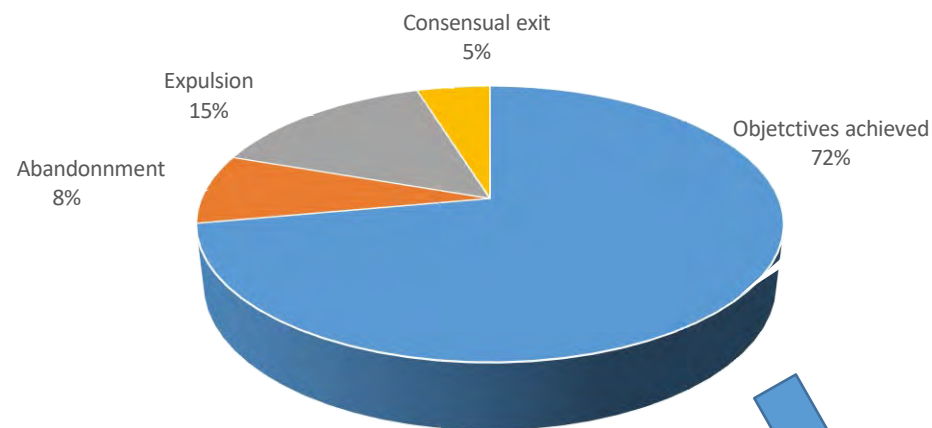
92% men

Input and output flows



Reason for leaving

The reasons for the 206 departures were:



Objectives achieved: the emancipation objectives set by the program have been reached.


Abandonment: decision made by the person himself.

Expulsion: decision made by the program, usually for non-compliance with regulations.

Consensual exit: a decision made by both the individual and the program due to exceptional circumstances.

Of the 72% of those released who **achieved** the program's emancipation **goals (149 people)**, this represents 24.75% of the total number of people served in 2023.

Profile 2023

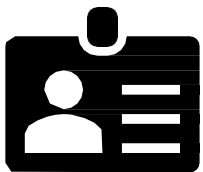


The program **profile has been:**

- **Man**
- **Of Moroccan nationality .**
- In an **unresolved administrative situation .**
- Of an average age of **22.7 years.**
- **With registration and health card.**
- With **more than 18 months of roots** in the Basque Country.
- Living in an **urban environment in Biscay.**
- In **the process of building a social support network .**

Functional/administrative dimension

In 2023, of the 606 people served:



29% have achieved administrative regularization with some type of residence permit



78% have achieved a registration matching their address



85% have accessed the Individual Health Card

Educational/training dimension



Work in this area allows people to undertake highly qualified training processes that are highly employment-oriented.

This makes administrative regularization possible in many cases through a work permit.

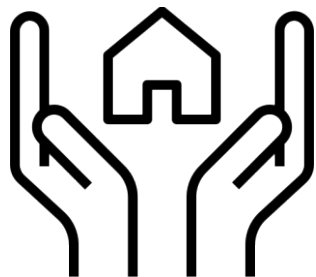
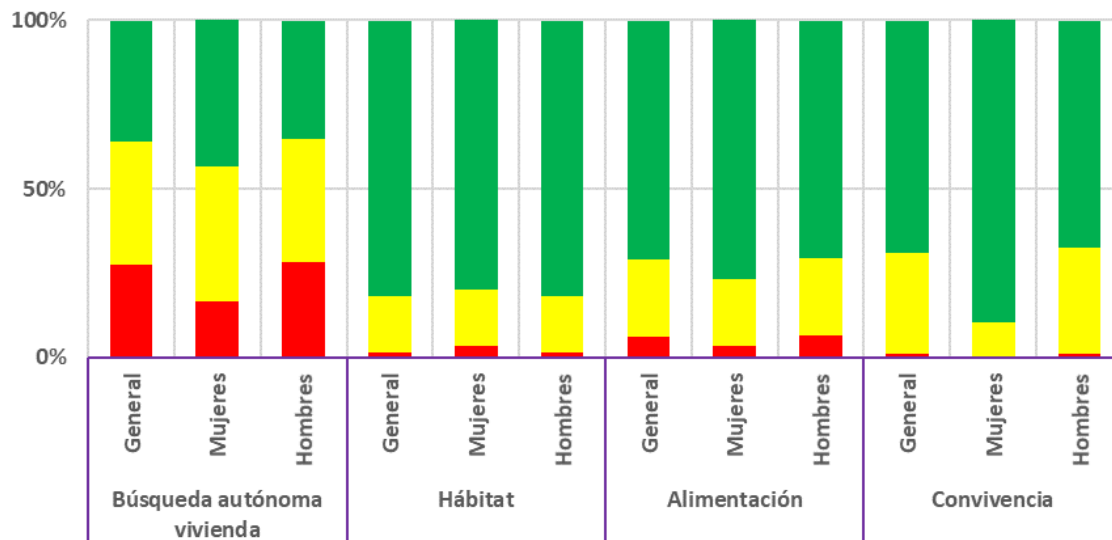
In 2023, of the 606 people served, an average of:



- ✓ **36% have managed to obtain a Professional Certificate**
- ✓ **25% have achieved a degree in Basic Vocational Training**
- ✓ **10% have achieved a qualification in a Medium or Higher Vocational Training Degree**
- ✓ **88% continue in training processes leading to official qualifications**
- ✓ **42% have high levels (B2 or higher) in Spanish**
- ✓ **14% have intermediate levels (A2) in Basque**

Housing and Coexistence Dimension

Dimensión vivienda y convivencia



In the 2nd half of 2023*:

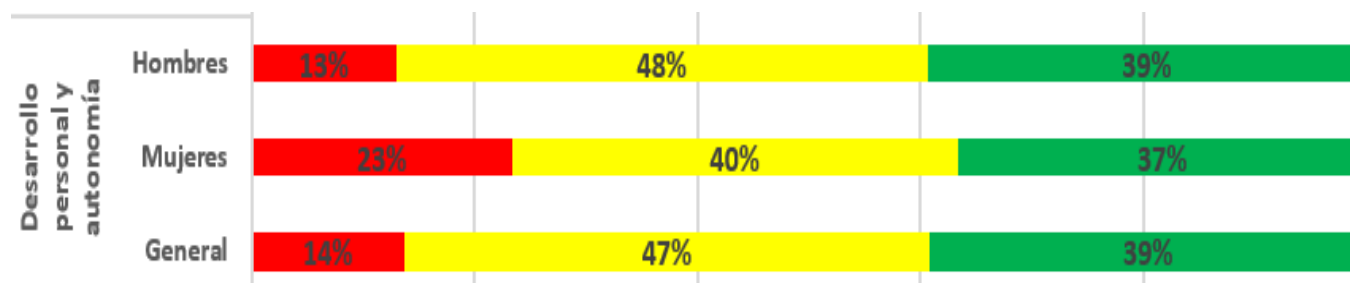
- The **Habitat objectives** (home organization, cleanliness, and maintenance, as well as proper compliance with rules of coexistence) are met by **81%** of the total population served in the Trapezistak program.
- 71 % of those served achieve goals in **purchasing habits, healthy eating, and food preservation.**
- **Coexistence objectives** are achieved with **69%** of the people served.
- **36%** of the people served have a high level of compliance in their **independent housing search:** They have the skills to do so . 60 people have been actively searching for housing.

*Due to the modification of the information collection system in July, this data can only be provided for the second half of the year.

Dimension of personal development and autonomy

In the **2nd half of 2023***

- 77 % show high levels of **autonomy** and **healthy lifestyle habits**.
- 50 % have achieved **competencies in economic management**.
- 65 % have a high level of **attunement to Knowledge, adaptation and management of the social and cultural norms of everyday environments**.



**Due to the modification of the information collection system in July, this data can only be provided for the second half of the year.*

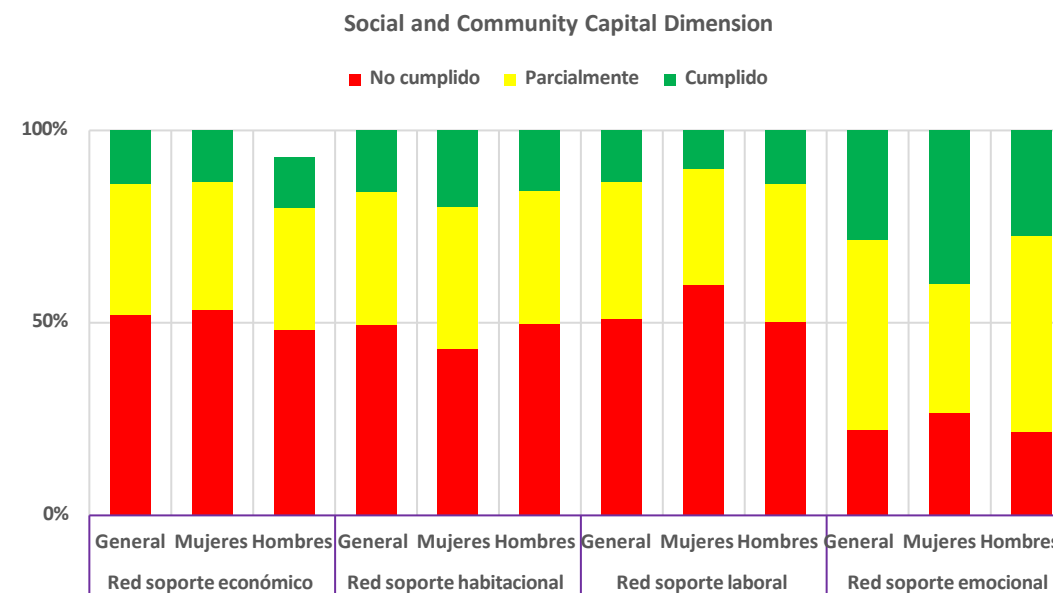
Social and Community Capital Dimension

Having a supportive social network is crucial to developing any person's life plan, with direct implications in every dimension.

Equal access to leisure and culture is a fundamental element in building socialization processes and spaces for coexistence that foster diversity and integration.



In the second half of the year*, following the trend for 2023, the results in this dimension show worrying values , and a challenge for future work, with implications not only for the people participating in the program, but for the entire community.

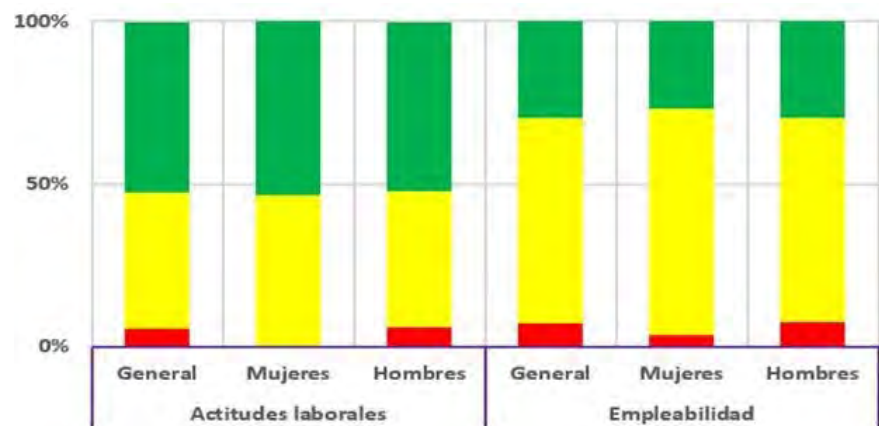


**Due to the modification of the information collection system in July, this data can only be provided for the second half of the year.*

Employment and Income Dimension

In the second half of the year*, **9%** of those served **entered the workforce**.

- Of these, **24 people** have signed a regularized contract for more than one year, with a salary equal to or greater than the minimum wage and full-time. Added to this, the 63 people who did so in the first half of the year, this provides a forecast of **87 people** entering the labor market with the conditions the program defines as successful by **2023**.
- To this figure we must add **another 18 people** who, although **incorporated into the workforce**, do not meet any of the criteria to be considered objective fulfilled (due to the type of work schedule or the duration of the contract, for example).
- Although it is not a goal of the program, it is worth mentioning that **8% of people have accessed financial benefits**, either by collecting RGI or some other type of benefit.



*Due to the modification of the information collection system in July, this data can only be provided for the second half of the year.


Trapezistak Program: Achievements 2023



☑ The program has been able to transform its budget surplus into increasing the number of places, thus serving a significant number of people.



☑ The program has been able to increase the number of women supported compared to other periods. This has allowed for a segmented analysis of results by gender and region.





☑ The program has been able to strengthen the network of collaborating entities with positive results and incorporate the Álava region, which has consolidated the Program's presence throughout the Basque Country.



Trapezistak Program: Achievements 2023



- ☑ The program has been able to effectively manage its financial resources within its budget. It has been able to manage regular payments to collaborating entities, thus contributing to its sustainability.
- ☑ The program has been able to create new tools tailored to the objectives of emancipation. Improved measurement has made it possible to identify both strengths and weaknesses in the different dimensions of emancipation and, as a result, to develop proposals tailored to the challenges faced.
- ☑ The program has been able to establish participatory practices with collaborating entities and take steps toward the participation of young people.
- ☑ The program has been able to systematically and effectively coordinate the different levels that comprise it.




Trapezistak Program: Challenges 2024



Support :

- Manage the needs of the applicant list as well as the various stakeholders who have contacted the Program to learn about access to the program. These stakeholders include social organizations and public administrations.



Budget:

- The proposed increase in places must consider an increase in case coordination and case promotion based on the established ratio.
- Review of the price of benefits, taking into account the increase in the cost of living (and especially in access to housing).
- Examine the costs related to immigration procedures, since given the population served by the program, this is a significant cost.
- Consider expenses related to specific activities arising from both the Technical Secretariat and case coordinators, such as events dedicated to participation, specialized training, among others.



Trapezistak Program: Challenges 2024



Steering Group :

- Systematize the Steering Group's tasks and meetings. Agree on proposed topics to be addressed, their prioritization, meeting frequency, and attendees.

Digital transformation

- Plan and define the **digital transformation of the monitoring and evaluation system**. The increase in the number of people served, their turnover, and the complexity of the current measurement system have highlighted the need for a tool that automates many of the existing processes. This will improve information, streamline the processes involved in this system, reduce errors in data collection, and provide new possibilities for systematizing and analyzing results.


Communication:

- Generate ways and spaces to communicate the program and raise awareness in the community
- Newsletter : Improve the design and make the newsletter reach a larger audience.

Trapezistak Program : Challenges 2024

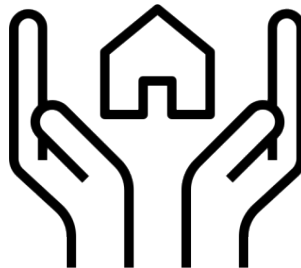


• Labour dimension :



- Contact business networks (federations, associations, etc.) creating references for the program.
- Create a communication channel with Lanbide, and in turn, work on communication with vocational training centers and Lanbide collaborators.
- Relationship with Labor Intermediation Networks (Hirekin).
- Research into new models, initiatives, projects, and more within and outside the Basque Country

- **Housing dimension** : Taking into account the current reality of the real estate market in the Basque Country, analyze the amount of housing benefits, as well as develop proposals to improve access to housing.




- **Social and community participation dimension** : generate a driving force that proposes how Trapezistak members want to organize themselves as a collective and participate in the program. The goal is to raise collective awareness among program participants and explore possible avenues for participation within the program.

Trapezistak Program: Monitoring system



Trapezistak has a monitoring system that offers monthly updated information on each young person.

As part of the improvement policy, in June 2023 an improvement was made to the measurement tool that has allowed us to establish both half-yearly and annual cohort periods in which to measure all the people served. That is why this report presents data for the second half of 2023, the first half of 2024, the second half of 2024 and the whole of 2024.



Summary of results

Trapezistak Program

First semester of 2024

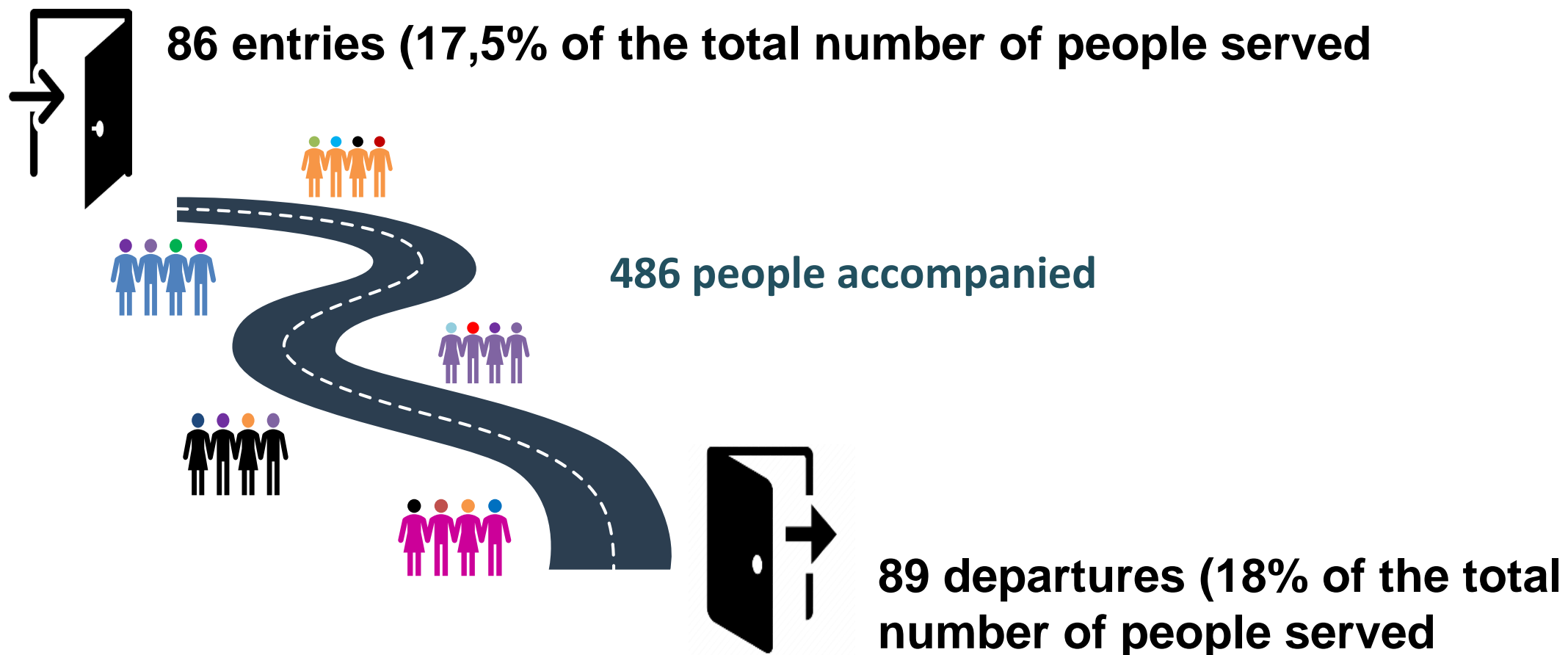
Flow of inputs and outputs

Reasons for exiting

Profile

Degree of compliance by dimensions

FLOW OF INPUTS AND OUTPUTS



MAIN REASONS FOR EXITING

Of the people served in the first half of 2024:

81.7% (397 people) continue in the process towards emancipation



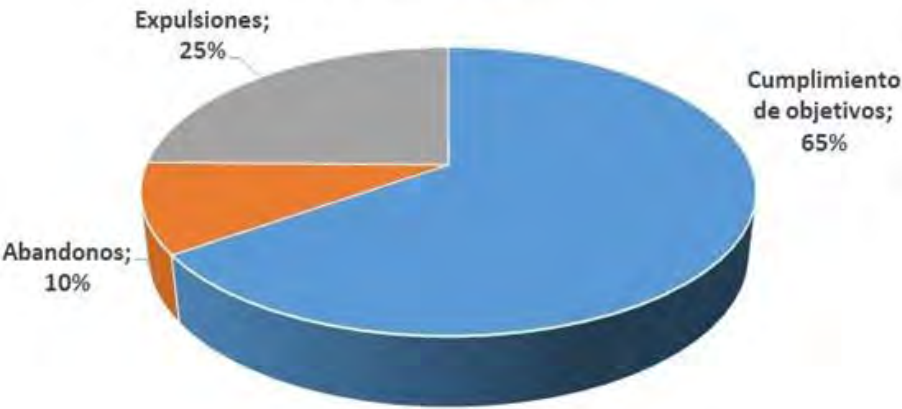
18.3% (89 people) have left the program for different reasons:

Objectives achieved: the emancipation objectives set by the program have been reached.

Abandonment: decision made by the person himself.

Expulsion: decision made by the program, usually for non-compliance with regulations.

Reasons for exiting




6.3% (31 people) have left the program without achieving the emancipation objectives .

12% (58 people) have completed their stay at Trapezistak, achieving the program's emancipation objectives.

Population served



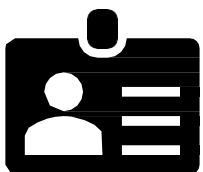


The Trapezistak **profile has been:**

- **Man (93%)**
- **Of Moroccan nationality (87%)**
- **In an unresolved administrative situation (62%)**
- **Of an average age of 23.2 years.**
- **With registration and health card.**
- **With more than 18 months of roots in the Basque Country.**
- **Living in an urban environment in Biscay.**
- **In the process of building a social support network .**

SOME RESULTS. ADMINISTRATIVE/FUNCTIONAL

In the **first half of 2024**, of the **486 people served**:



38% have achieved administrative regularization with some type of residence permit



81% have achieved a registration matching their address



90% have accessed the Individual Health Card

SOME RESULTS. TRAINING

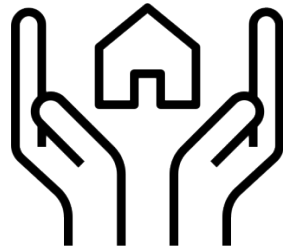
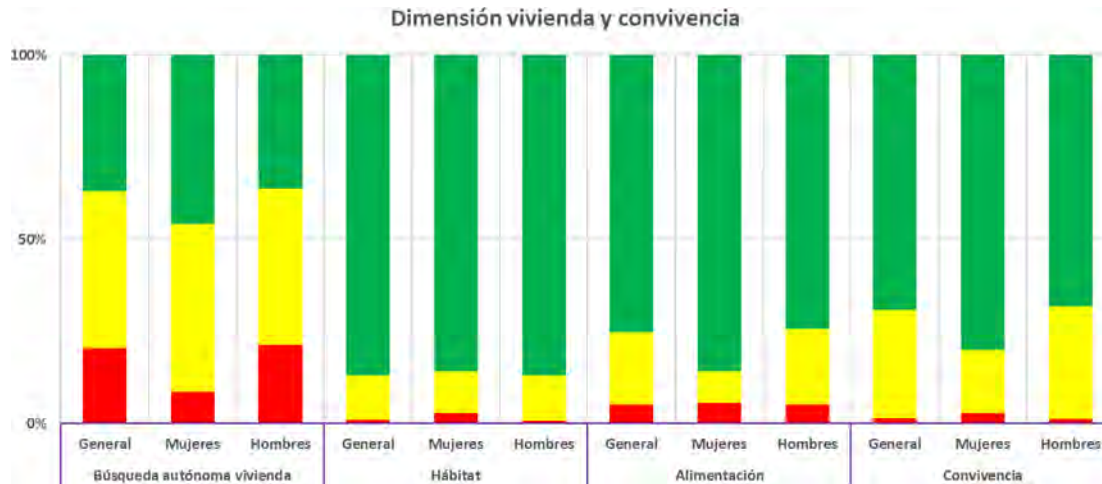
Work in this area allows people to undertake highly qualified training processes that are highly employment-oriented. This makes administrative regularization possible in many cases through a work permit.

In the **first half of 2024**, of the **486 people served**:



- ✓ **33%** have managed to obtain a **Professional Certificate**
- ✓ **20%** have achieved a degree in **Basic Vocational Training**
- ✓ **10%** have achieved a qualification in a **Medium or Higher Vocational Training Degree**
- ✓ **69%** continue in training processes that lead to official qualifications
- ✓ **31%** have **high levels (B2 or higher)** in **Spanish**
- ✓ **14%** have **intermediate levels (A2)** in **Basque**

SOME RESULTS. HOUSING



In the first half of 2024:


- The **Habitat goal achievement rate** (home organization, cleanliness, and maintenance, as well as proper adherence to rules of coexistence) is **87%** among the total population served in the Trapezistak program.
- 75 % of those served achieve goals in **purchasing habits, healthy eating, and food preservation.**
- **Coexistence objectives** are achieved with **69%** of the people served.
- **37%** of the people assisted have a high level of compliance in the **independent search for housing**: They have the skills to do so .

85 people have been actively searching for housing . Only 28.5% have been successful . The difficulty of accessing the real estate market is evident, defining it as one of the program's greatest challenges.

SOME RESULTS. PERSONAL DEVELOPMENT AND AUTONOMY

In the **first half of 2024**

- 82 % show high levels of **autonomy** and **healthy lifestyle habits**.
- 50 % have achieved **competencies in economic management**.
- 66 % have a high level of **attunement to Knowledge, adaptation and management of social and cultural norms in everyday environments**.



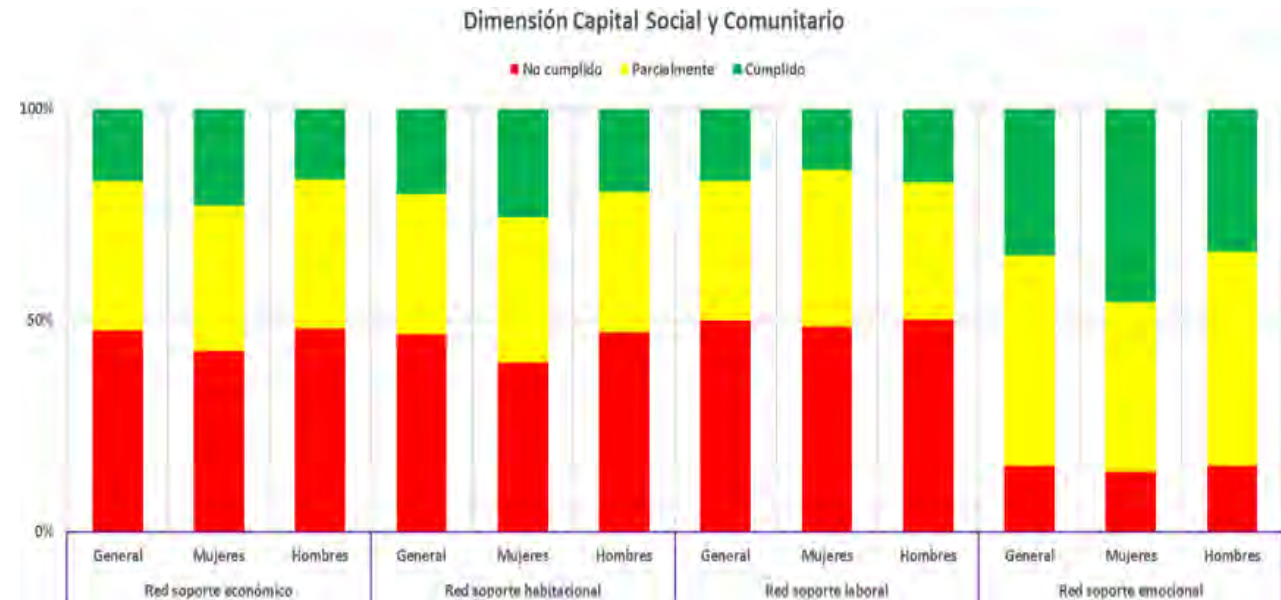
SOME RESULTS. SOCIAL CAPITAL AND COMMUNITY PARTICIPATION

Having a supportive social network is crucial to developing any person's life plan, with direct implications in every dimension.

Equal access to leisure and culture is a fundamental element in building socialization processes and spaces for coexistence that foster diversity and integration.



In the first half of 2024, following the trend already seen in 2023, the results in this dimension show worrying values , and pose a challenge for future work, with implications not only for the program participants but for the entire community.



SOME RESULTS. EMPLOYMENT AND ECONOMIC INCOME

By the first half of 2024, **10%** of those served **will have entered the workforce**.

- **Of the 50 people who signed a regularized contract, 78% were permanent**, with a **salary equal to or greater than the minimum wage and full-time**. The remaining contracts signed did not meet any of the criteria for success (due to the type of working hours or the length of the contract, for example).
- **16.2 % of the total population served has activated the employment intermediation benefit**. The percentage of people with activated employment intermediation benefits who have **accessed a paid professional contract or internship is 72%**.
- **9.6% of the people assisted have accessed economic benefits**, in this case, **RGI**.

