

Trapezistak Tightrope walkers



Who are we? Where do we come from?



The **Basque Government** (in Basque, *Eusko Jaurlaritza*) is the general administration of the Basque Country. An autonomous community with a wide range of exclusive competences, including taxation and among others, social services, family, minor and youth policies, as well as migration and the last phase of asylum.

It launched Trapezistak, in cooperation with Agintzari, provides funding, coordinates the develop of its integral approach and maintains a dialogue with the program stakeholders and social agents on migration and youth policies.

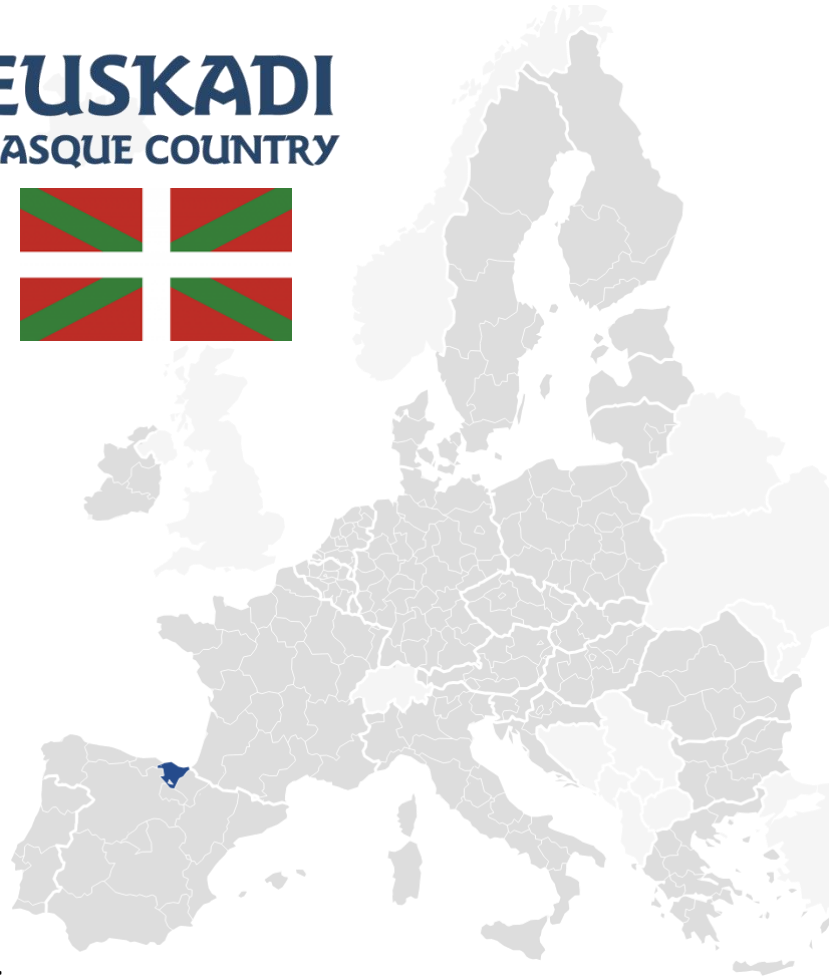



Agintzari (Basque for social promise) is a social initiative cooperative (non profit) whose activity began in 1977.

It works on the **co-design, implementation, evaluation** and **impact assessment** of Trapezistak inside a network of more than 20 third sector organizations cooperating with the Basque Government, and coordinated by three of them (Agintzari, Peñascal and Zabalduz).

Who are we? Where do we come from?

EUSKADI
BASQUE COUNTRY



SOURCES:

EUSTAT – BASQUE Statistics Institute – [Demographics 2023](#)

GAZTE BEHATOKIA - Basque Youth Observatory - [Youth profiles 2023](#)

IKUSPEGI - Basque Immigration Observatory – [Migration and asylum database](#)

EUROSTAT – [Annual national Accounts / Compensation Employees \(NUTS II\)](#)

Population = 2.196.745
Surface: 7.234 km²
Population density: 302/km²
Gini Index: 29,4% [EU27:
30,3%,2021)

Rate of people with foreign
nationality (born abroad) =
9,3% (2023)

Predominance of Latin
America (44%) and Maghreb
countries (mainly Morocco;
11%)

Increased immigration influx +
transitions to other European
countries (ordinary / 3 crisis)

Young people (15-29) with
foreign nationality in 2023 =
49.389 (the highest level
since 2010 = 45.319)

Arrival of young people
without family support
(mostly Maghreb/Morocco.;
Increasingly Western Africa),
mostly to the three capitals

Unemployment rate = 7,9%
(2024, 1st Tr.)
Youth unemployment rate
(2023) = 12,6%

Increasing employment rate
of young people from 16 up
to 29 years old

High rate of employment
after professional (83,2%)
and university studies (90%).
Jobs linked to studies
(71,3%)-2022

GDP per Capita: EU: 100 / Euskadi
(ES21): 108 / Spain: 85

Compensation of Employees
D1/D2: EU27: 40.600 € / Euskadi:
41.200 € / Spain: 36.500 €

Demographic change:
youth/old population rate
baby boom impact on
Basque society and social
cohesion (life expectancy:
80,7; 2021)

Number of people aged 15-
29 per 100 people aged 64
and over= 62%) &
Population > 65 = 23% (2023)

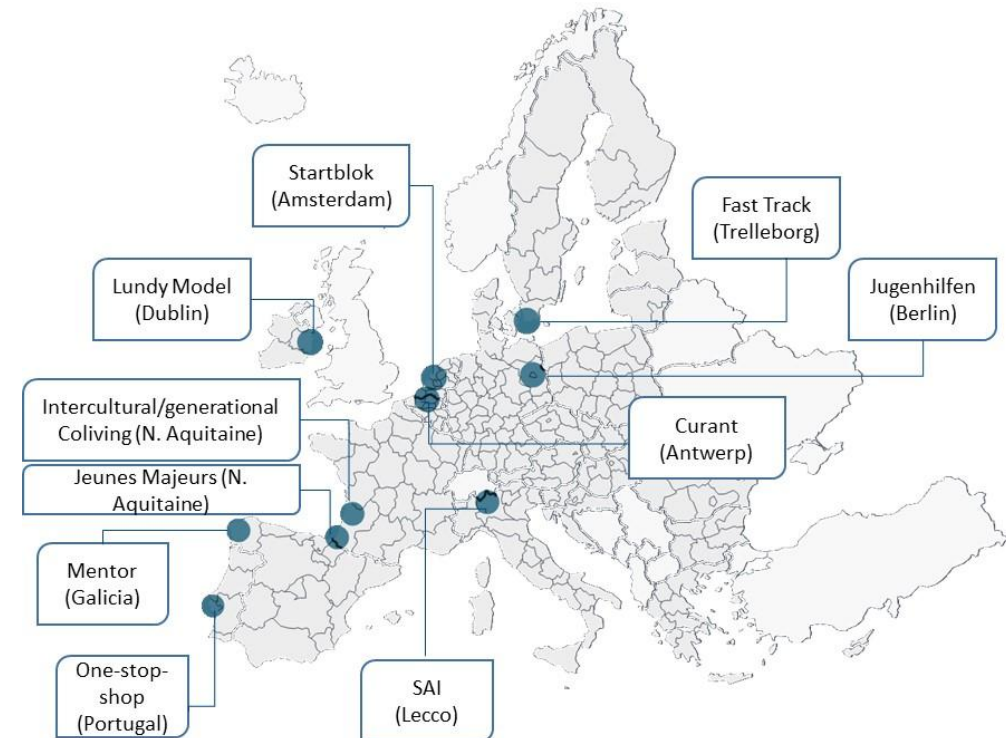
What is Trapezistak? Rationale

Trapezistak is a **one-stop-shop integral model** to promote **successful transitions to adulthood** of (migrant) youth in **social disadvantage** and without family references:

Framed in the **Basque youth and migration policies**, focused on rights and inclusion, is co-designed and developed from an **inter-institutional perspective** and in **cooperation** with the **Social Third Sector**.

Designed from the experience of the last pandemic for the experimentation of innovative, person-centered and multi-dimensional solutions, is **inspired also by successful European practices adapted to our context**

Specifically **designed** and strongly **oriented** to generate **measurable impact** (with an integrated monitoring and **evolutive evaluation** scheme) for subsequent **replication and scaling up**.



What is Trapezistak? Key figures



SCOPE

- 606 persons
- Age 18-25 (+2)
- 559 male (92,2%)
- 47 female (7,8%)
- 0 non-binary (0,0%)



PROFILE

- Men
- From Morocco
- Average age: 22.7
- > 18 months in Euskadi
- Urban settled
- Registered + health card,
- Unsolved administrative situation



ROTATION

- 242 (in)
- 206 (out)
- Results: All goals covered (72% of 206)
- Average time (if objectives are achieved): 374 days

Why Trapezistak? A Glocal approach



Global

- ‡ **Liquid Modernity** (Bauman)
- ‡ **Yo-yo transitions** (Otero)
- ‡ **Express transitions** in vulnerable youth (Goyette)
- ‡ **More difficult transitions** in vulnerable youth (Melendro)
- ‡ **Poorly executed transitions** leading to social exclusion (Furlong and Carmel)
- ‡ **Need for integrated approaches** (Du Boys-Reymond; Stein)
- ‡ **Lack of adequate generalized support for 18+ careleavers** (European Commission)




Local

- › **Law 2/2022** on Youth and **Basque Strategy on Emancipation 2030** (including youth **emancipation** rights and the Basque Youth Emancipation Network)
- › **V Youth Plan** (an integral policy on youth with a special focus on **emancipation and vulnerability**).
- › **VI Intercultural Plan** of **citizenship, migration and asylum** (to create conditions for **social inclusion** and the **management of diversity**).
- › **Euskarri inter-institutional strategy** for the **social and labor inclusion** of minors and young people in vulnerable situations (favoring an autonomous life project, with rights and duties).
- › **Uztartu program** for the **prevention of violent radicalization** (building a sense of community belonging).
- › **Basque Social Pact for Migration** (diversity and plurality, inclusive citizenship, migration as an opportunity)

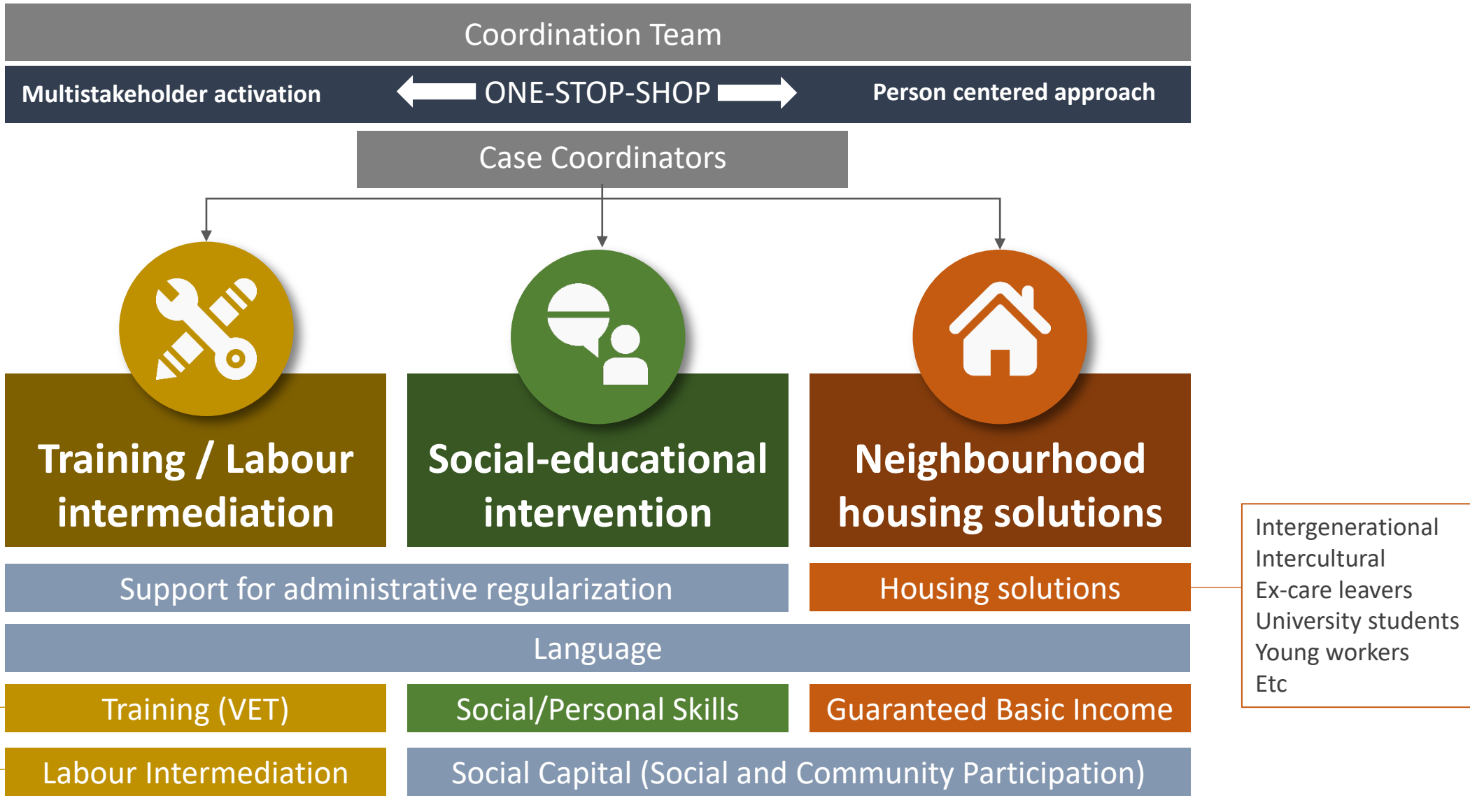
HOW does Trapezistak work?

Fundamentals of the program

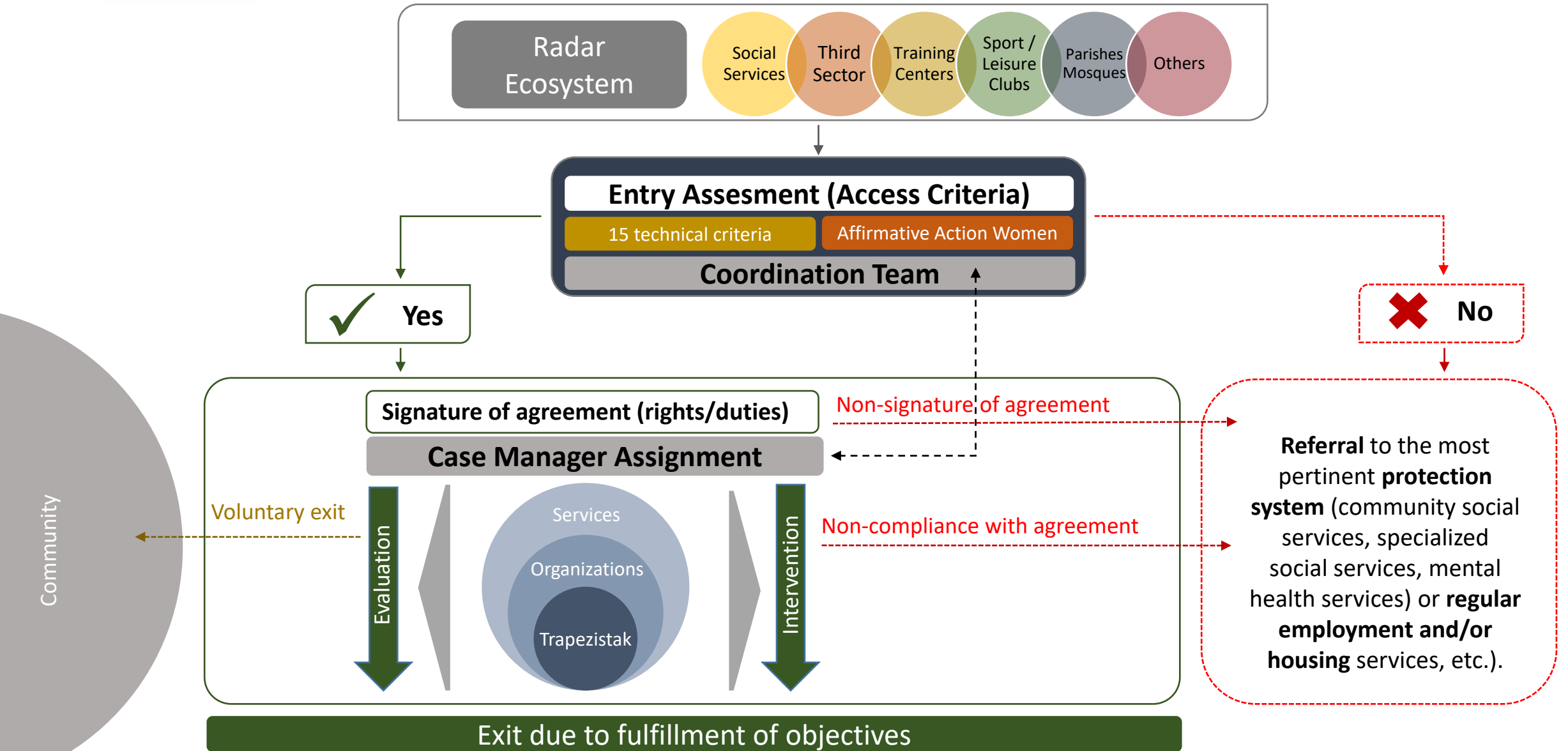


- Youth and migration policies as the ordinary framework.
- Emancipation right and rights (subjective or objective) linked to emancipation.
- Need of specific emancipation policies (to leave parents home and consolidate it).
- Emancipation and social inclusion as goals (enhancing autonomous living).
- Transition to adulthood as a longer process.
- Positive action inside a normalized emancipation network (gender, origin...)
- Emancipation as result of several factors (employment, housing, income + capacities for autonomous living, cultural framework...)
- Multidimensional (one-stop shop) and community approach (community model).
- Public leadership and cooperation between sectors.
- Focus on rights and duties.
- Universal Declaration on Human Rights, European Convention on Human Rights, and the European Pillar of Social Rights as references.
- Starting profiles and limits of the program.
- Regulated access to citizenship / youth interventions with people who is in Euskadi.
- Model of reception and social inclusion (vg: arrival resources oriented to agile integration with the participation of the community, and interculturality vs multiculturalism or assimilation models).

HOW does Trapezistak work?



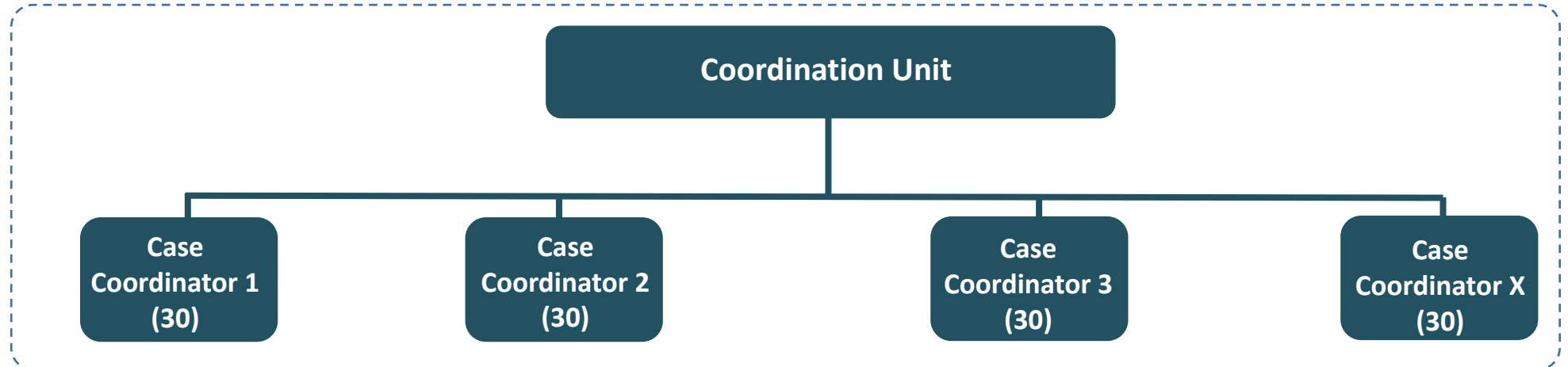
HOW does Trapezistak work?



HOW does Trapezistak work?

WHAT FOR?

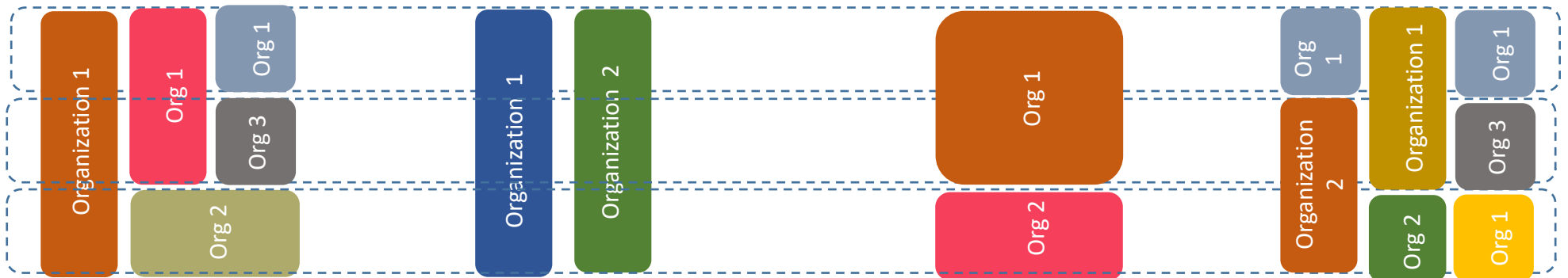
- Ensure integrated approach (case/program)
- Measure results (evolution/ impact)



Social-educational

Housing

Training / Labour



TIMELINE LEVEL

EVALUATION

PRE

M1

M2

[...]

MX

MONITORING

M1

M2

M3

M4

M5

M6

M7

M8

M9

M10

M11

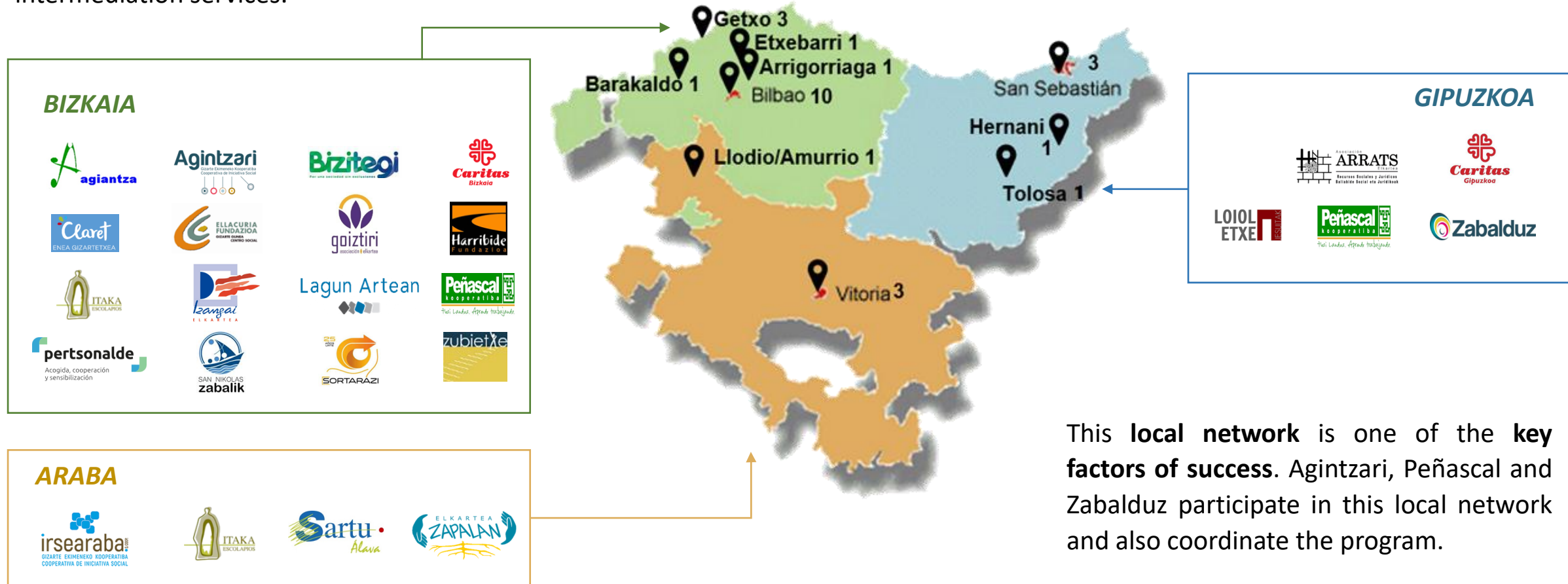
M12

MX

How does Trapezistak work?

A NETWORK OF MORE THAN 20 NON-PROFIT SOCIAL THIRD SECTOR ORGANIZATIONS

Each organization offers at least, neighborhood-based housing solutions and social-educational intervention and a personal reference to the young and the local community, enhance both capacities and opportunities. Some of them additionally offer training-labour intermediation services.



This **local network** is one of the **key factors of success**. Agintzari, Peñascal and Zabalduz participate in this local network and also coordinate the program.

HOW do we measure the impact?

Integrated **dual monitoring** process: **quantitative** indicators (milestones/scales) and **qualitative** (evolutive evaluation model; *Aguirre Lehendakaria Center / AC4-Columbia University*).

- ‡ Establishes the **collection and organization** of information (through **sources of verification or evidence**) as well as the **flow of information** between the different levels of decision making (**strategy, coordination, intervention**).
- ‡ Organizes the information according to **6 areas / 36 indicators** and establishes a **common measurement criteria**.
- ‡ It uses a "traffic light" system to easily identify **progress, setbacks, obstacles and milestones**.

				les sociales		Totales		Dimensión capital social y comunitario										Totales empleo e ingresos		Cumplimiento						Datos laborales y académicos				
Puede solicitar arraigo social	Puede solicitar arraigo formativo	Número consecutivo	Código Trapezista	Capacidad de gestión	Conocimiento adaptado	Total de usuarios	Total de actividades	DPA11	Red de apoyo	Red de apoyo	CSC3. Red cont. apoyo labor	CSC4. Red cont. apoyo emocio	Frecuencia actividad	Frecuencia actividad	Frecuencia actividad	Total actividades	Total empleo	Total ingresos	Dimensión admi	Dimensión edu	Dimensión vivivi	Dimensión Des	Dimensión cas	Dimensión em	Requisitos	Experiencia laboral de origen	Experiencia laboral de origen	Otra experiencia laboral	Edu	
04/02/2023	04/02/2022	T_001		Alto	Alto	5	4	4	Medio	Medio	Alto	Alto	Alto	Muy alto	Alto	7	7	4	100,00	66,67	100,00	100,00	71,43	100,00	91,18	80,00				
06/10/2024	06/10/2023	T_002		Alto	Alto	5	3	4	Medio	Medio	Medio	Medio	Alto	Medio	Medio	7	7	0	100,00	66,67	75,00	81,82	14,29	66,67	67,65	80,00				
15/12/2025	15/12/2024	T_003		Alto	Alto	3	4	4	Medio	Medio	Medio	Medio	Alto	Medio	Medio	6	6	0	33,33	33,33	25,00	63,64	14,29	0,00	35,29	20,00				
02/09/2023	02/09/2022	T_004		Alto	Muy alto	5	4	4	Alto	Alto	Alto	Alto	Bajo	Alto	Muy alto	7	7	0	100,00	33,33	50,00	100,00	85,71	66,67	82,35	100,00				
19/02/2023	19/02/2022	T_005		Alto	Alto	5	3	4	Bajo	Medio	Medio	Medio	Bajo	Bajo	Alto	7	7	4	100,00	66,67	75,00	90,91	0,00	100,00	70,59	80,00				
07/11/2021	07/11/2020	T_006		Alto	Alto	5	3	4	Medio	Alto	Medio	Medio	Alto	Bajo	Medio	7	7	2	100,00	66,67	50,00	72,73	28,57	66,67	64,71	100,00				
11/10/2025	11/10/2024	T_007		Alto	Medio	5	4	4	Bajo	Bajo	Bajo	Medio	Medio	Medio	Bajo	5	6	0	33,33	66,67	75,00	54,55	0,00	0,00	38,24	20,00				
20/09/2025	20/09/2024	T_008		Alto	Alto	5	4	4	Bajo	Bajo	Medio	Medio	Medio	Medio	Bajo	7	7	0	50,00	66,67	75,00	100,00	0,00	66,67	61,76	80,00				
29/01/2024	29/01/2023	T_009		Alto	Alto	4	4	4	Bajo	Bajo	Bajo	Medio	Medio	Medio	Bajo	6	5	0	33,33	66,67	75,00	54,55	0,00	0,00	38,24	20,00				
29/12/2024	29/12/2023	T_010		Alto	Alto	3	4	4	Bajo	Bajo	Bajo	Bajo	Medio	Bajo	Bajo	7	5	0	50,00	66,67	75,00	54,55	0,00	33,33	44,12	60,00				
28/07/2024	28/07/2023	T_011		Medio	Alto	4	1	4	Medio	Medio	Bajo	Medio	Alto	Medio	Alto	4	3	0	33,33	33,33	50,00	18,18	28,57	0,00	26,47	20,00				
27/12/2024	27/12/2023	T_012		Medio	Medio	2	3	4	Muy bajo	Muy bajo	Muy bajo	Bajo	Medio	Muy bajo	Alto	5	3	0	50,00	0,00	25,00	9,09	14,29	0,00	17,65	20,00				
21/03/2025	21/03/2024	T_013		Alto	Alto	3	4	4	Bajo	Bajo	Bajo	Bajo	Medio	Medio	Alto	5	6	0	50,00	66,67	50,00	36,36	14,29	0,00	35,29	40,00				
25/01/2025	25/01/2024	T_014		Alto	Alto	3	3	4	Medio	Medio	Muy bajo	Medio	Medio	Medio	Alto	7	3	0	50,00	0,00	75,00	45,45	14,29	33,33	38,24	40,00				
30/03/2025	30/03/2024	T_015		Muy alto	Muy alto	5	4	4	Medio	Medio	Medio	Medio	Medio	Alto	Medio	7	7	1	83,33	66,67	100,00	100,00	14,29	66,67	73,53	60,00				
10/08/2026	10/08/2025	T_016		Medio	Medio	0	0	4	Muy bajo	Muy bajo	Muy bajo	Medio	Muy bajo	Bajo	Muy bajo	5	2	0	16,67	0,00	25,00	9,09	0,00	0,00	8,82	20,00				
29/11/2025	29/11/2024	T_017		Alto	Alto	5	3	4	Medio	Medio	Medio	Alto	Alto	Muy alto	Alto	7	6	0	50,00	66,67	75,00	72,73	57,14	33,33	61,76	40,00				
20/01/2026	20/01/2025	T_018		Alto	Alto	4	3	4	Medio	Medio	Medio	Medio	Medio	Alto	Alto	7	5	0	83,33	33,33	75,00	72,73	14,29	33,33	55,88	40,00				
				Alto	Alto	5	3	3	Bajo	Bajo	Bajo	Medio	Bajo	Bajo	Bajo	6	4	0	33,33	33,33	25,00	72,73	0,00	0,00	35,29	20,00				
13/03/2026	13/03/2025			Alto	Alto	5	3	4	Bajo	Muy bajo	Bajo	Bajo	Muy bajo	Bajo	Bajo	7	6	0	50,00	66,67	75,00	72,73	0,00	33,33	50,00	40,00				



Combines **strategic** (Coordinating Team), **technical** (intervention team) and **individual** (the Trapezistak themselves) assessment.

HOW do we measure the impact?



Standardized indicators that are gathered using the same tools and scales (with prior training) by all organizations.

Monitored with **the same periodicity** - bimonthly - by all organizations (pre, during, post).

Evaluated from **more than one point of view** (different agents: technical, personnel, external) and incorporating the participation of the Trapezista himself.

Combining **different methodologies**: quantitative, qualitative and documentary (verification evidence).

Treated and analyzed from a **triple perspective**: individual, organization and program.

Covering **soft and hard skills** and 6 life dimensions for a **comprehensive approach** to the evaluation.

Results. What do the Trapezistak say?

When you get a job your life is going to change. Because I will have money, to help my family... I will be able to improve my life...

This is an experience in which we have learned to manage our doubts and look to the future. We are capable!

Having the documents gives me peace of mind. I can now be hired by a company. I can visit my relatives. Before I was more worried. But now, I can move forward...

Mmm... I don't participate in many things because I'm always working...

