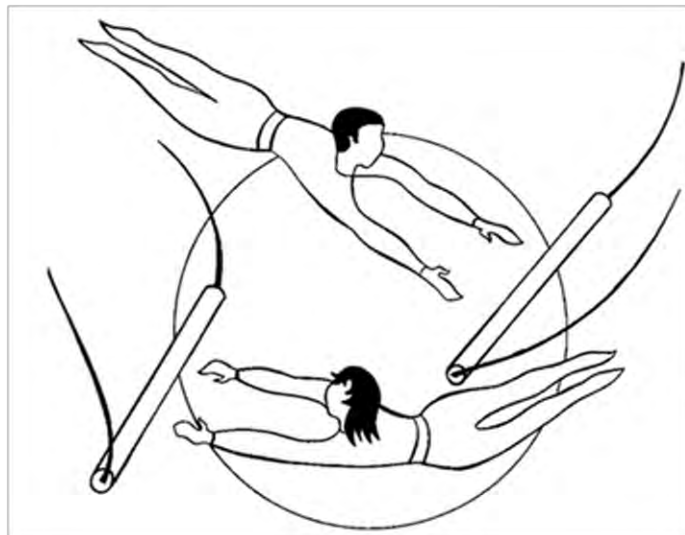




ONGIZATE, GAZTERIA ETA
ERRONKA DEMOGRAFIKOAREN SAILA
DEPARTAMENTO DE BIENESTAR,
JUVENTUD Y RETO DEMOGRÁFICO



MIGRAZIOZAKO
EUSKAL ITUN
SOZIALA
PACTO SOCIAL
VASCO PARA
LA MIGRACIÓN



Summary of results Trapezistak Program First semester 2024

Index



Introduction

Managed places

Accompanied persons

Flow of inputs and outputs

Reason for departure

Profile

Degree of compliance by dimensions

Network of participating agents

Conclusions

Introduction

Trapezistak Goal 2024


To design and pilot a support model, framed within standard youth and migration policies, based on a positive action programme that offers **support to young people without a family support network in their journey towards social inclusion and transition to adult life, with:**

3 intervention criteria:

- ⇒ personalization,
- ⇒ comprehensiveness and
- ⇒ intersectoral cooperation

6 dimensions of attention:

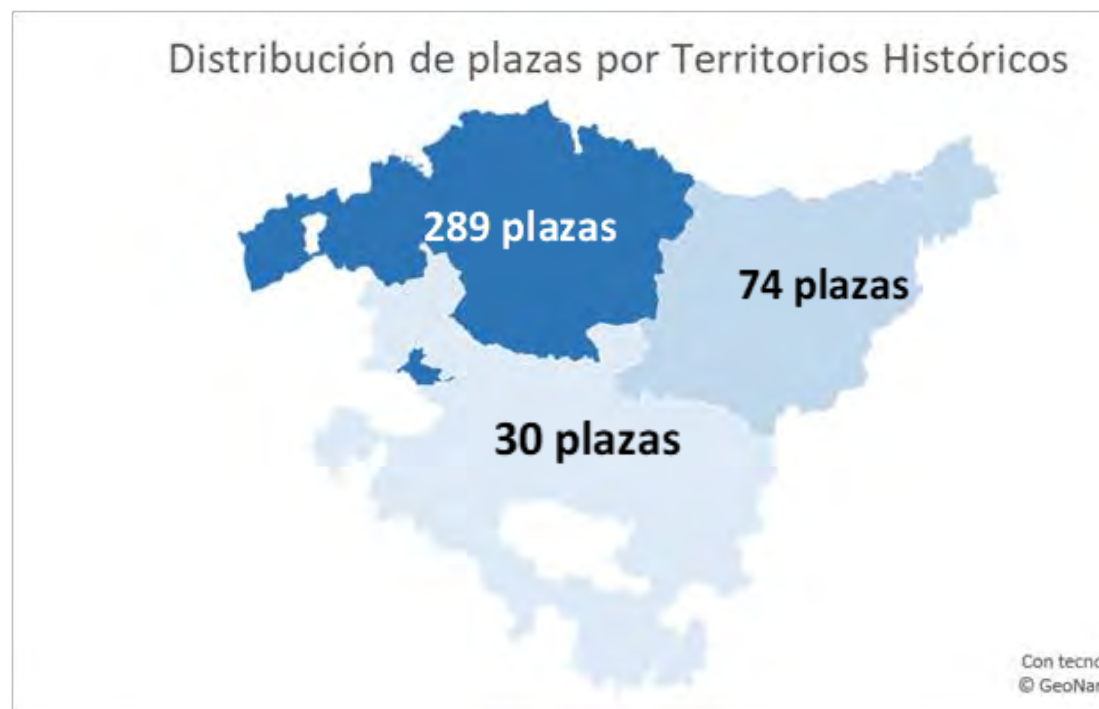
- ✓ administrative/functional
- ✓ educational/training
- ✓ housing and coexistence
- ✓ personal development and autonomy
- ✓ social and community capital
- ✓ Employment and Income



Managed places

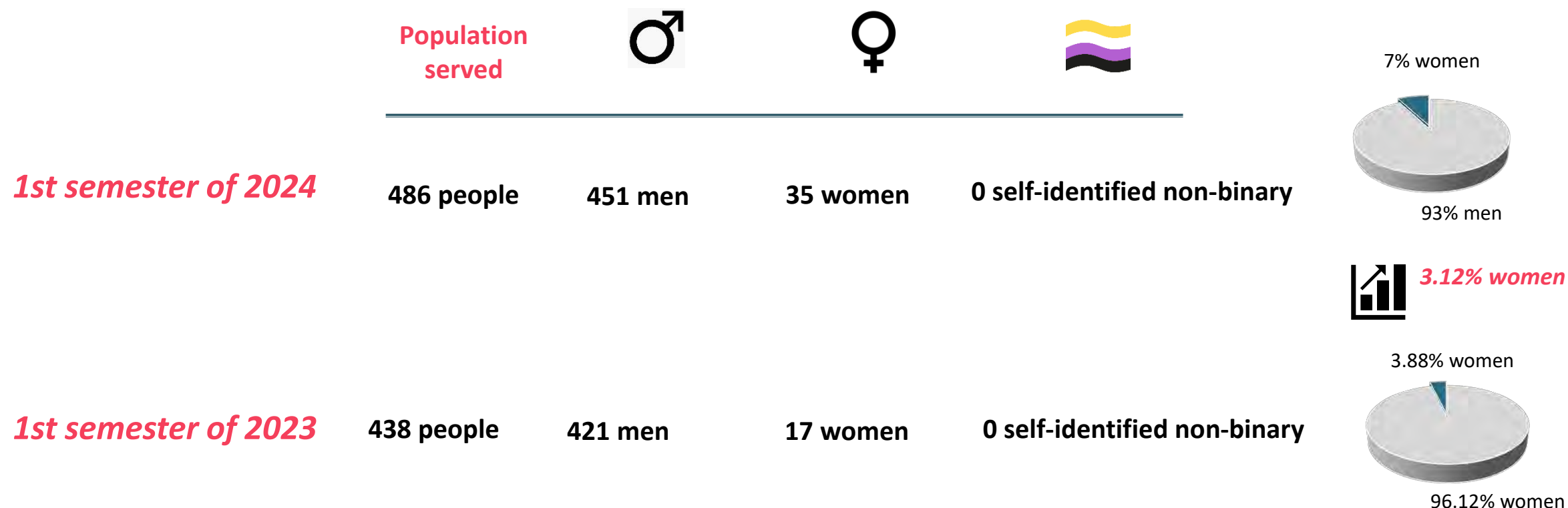
During the **first half of 2024**, the number of **places** managed at the **end of 2023** has remained **stable**, with a total of **393 places**.

January-June 2024

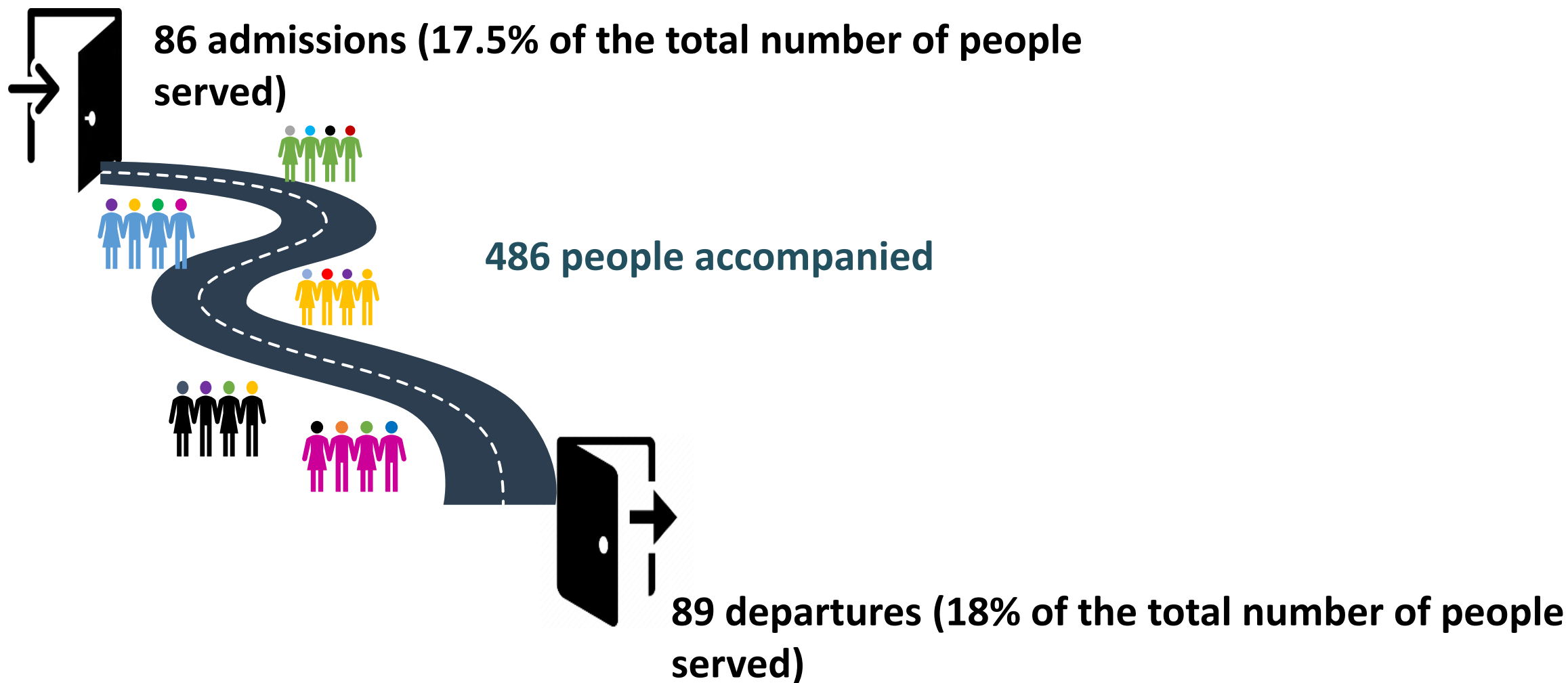


Accompanied persons

Evolution of people accompanied in *Trapezistak* :



Input and output flows



Reason for departure and results of emancipation

Of the people served in the first half of 2024:

81.7% (397 people) continue in the process towards emancipation



18.3% (89 people) have left the program for different reasons:



Objectives achieved: the emancipation objectives set by the programme have been achieved.

Abandonment: decision made by the person themselves.

Expulsion: decision made by the program, usually for non-compliance with rules.

6.3% (31 people) have left the program **without achieving the emancipation objectives**.

Population served



Without
emancipation

Emancipation




6.3 %



12%

12% (58 people) have completed their stay at Trapezistak **achieving the program's emancipation objectives**

profile first semester 2024

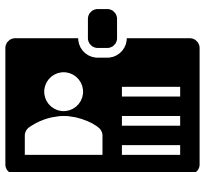


The program **profile** has corresponded to:

- **Man (93%)**
- **Moroccan nationality (87%)**
- **In an unresolved administrative situation (62%)**
- **With an average age of 23.2 years.**
- **With registration and a health card.**
- **With more than 18 months of roots in Euskadi.**
- **He lives in an urban environment in Biscay.**
- **He is in the process of building a social support network .**

Functional administrative dimension

In the **first half of 2024**, of the **486 people served**:



38% have achieved administrative regularization with some type of residence permit



81% have achieved a registration that matches their address



90% have accessed the Individual Health Card

Educational/training dimension



Working in this area allows people to undertake qualifying training processes that are highly employment-oriented. In many cases, this makes administrative regularization possible through a work permit.

In the **first half of 2024**, of the **486 people served**:

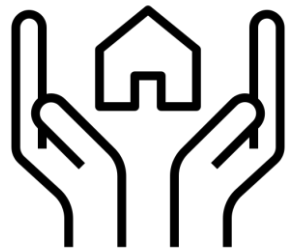
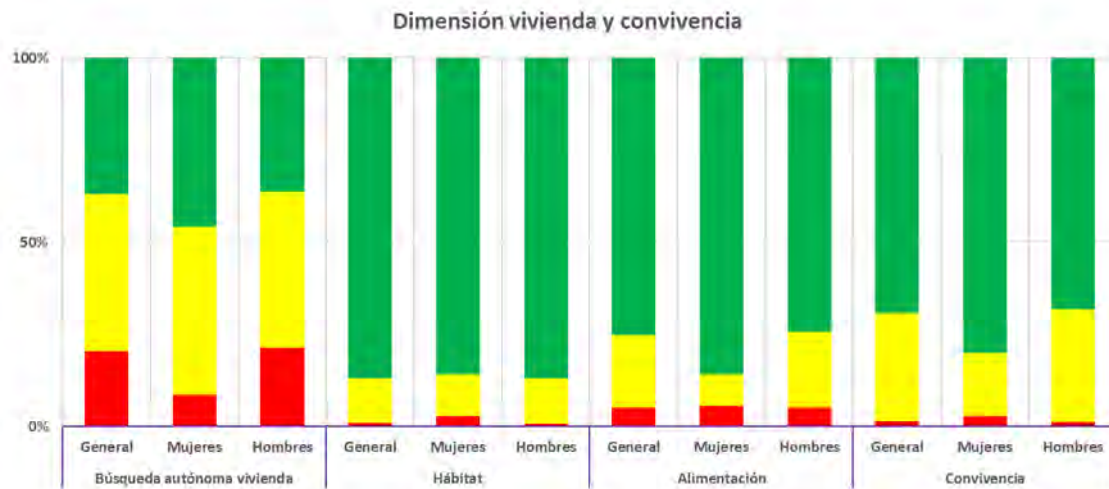


- ✓ **33%** have managed to obtain a **Professional Certificate**
- ✓ **20%** have managed to graduate from **Basic Vocational Training**
- ✓ **10%** have obtained a qualification in **Intermediate or Higher Vocational Training**
- ✓ **69% continue in training processes** that lead to official qualifications
- ✓ **31%** have **high levels (B2 or higher)** in **Spanish**
- ✓ **14%** have **intermediate levels (A2)** in **Basque**

Housing and Coexistence Dimension

In the first half of 2024:

- There is a percentage of **compliance with objectives in Habitat** (order, cleanliness and maintenance of the home, as well as adequate respect for the rules of coexistence) of **87%** of the total population served in the Trapezistak program.
- 75 % of the people served achieve their goals in **purchasing habits, healthy eating habits and food preservation.**
- **Objectives related to coexistence** are achieved with **69%** of people served.
- **37%** of the people assisted have a high degree of compliance in their **independent search for housing:** They have the skills to do so .



85 people have been actively looking for housing . Only 28.5% have managed to find it . The difficulty of accessing the real estate market is evident, being defined as one of the major challenges of the program.

Dimension of personal development and autonomy

In the **first half of 2024**

- 82 % show high levels of **autonomy** and **healthy lifestyle habits**.
- 50 % have achieved **competencies in economic management** .
- 66 % have a high level of **attunement to Knowledge, adaptation and management of the social and cultural norms of everyday environments**.



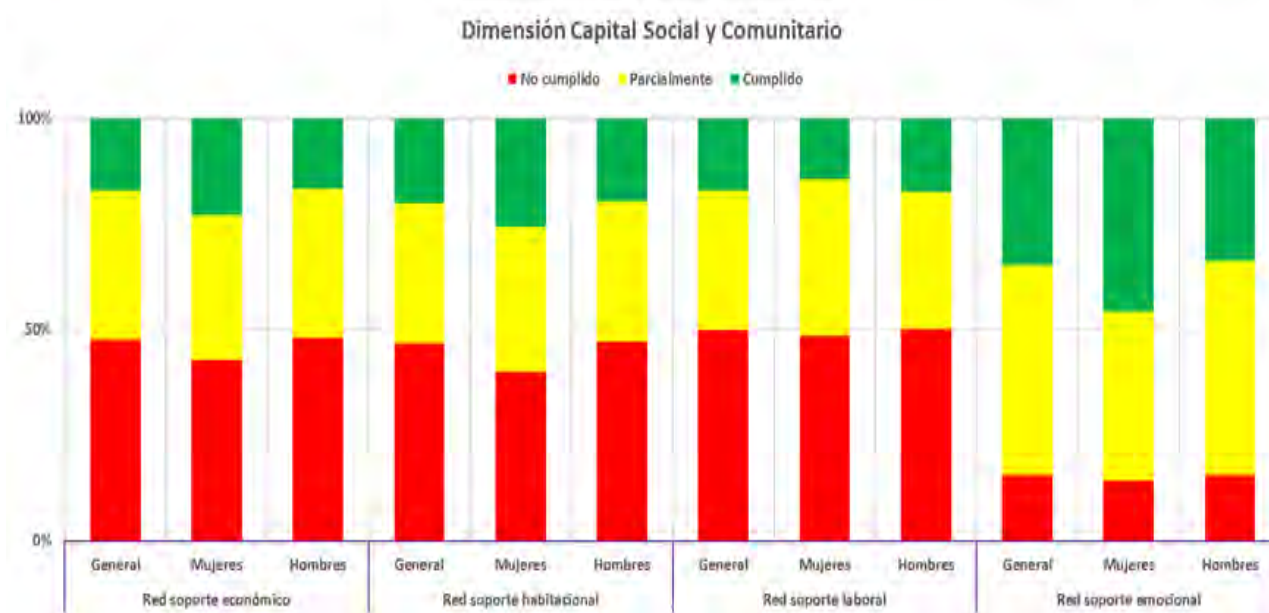
Social and Community Capital Dimension

Having a supportive social network is crucial to developing any person's life project, with direct implications in all dimensions.

Furthermore, guaranteeing access to leisure and culture, on equal terms, is a fundamental element in building socialisation processes and spaces for coexistence that favour diversity and integration.



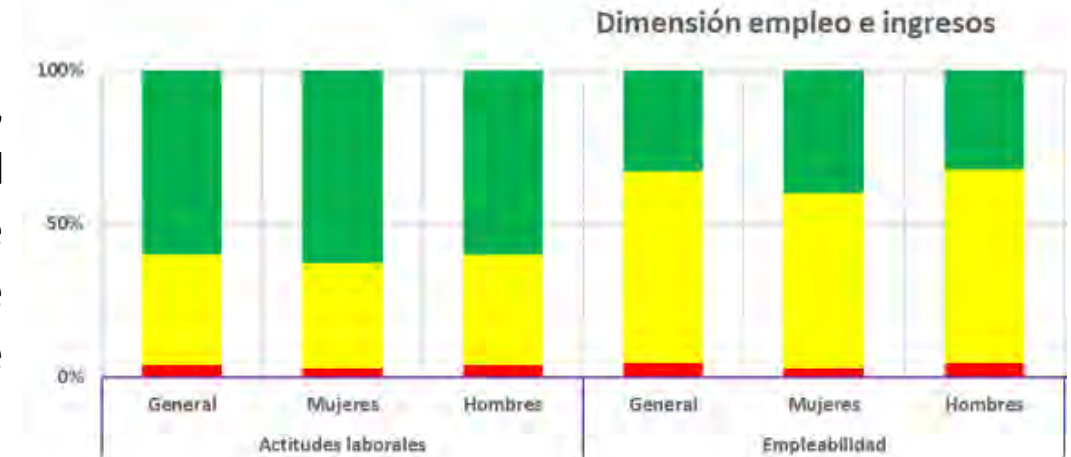
In the first half of 2024, following the trend already seen in 2023, the results in this dimension show worrying values , and a challenge for future work, with implications not only for the people participating in the program, but for the entire community.



Employment and Income Dimension

In the first half of 2024, **10%** of the people served **have entered the workforce**.

- **Of the 50 people who have signed a regularised contract, 78% have had an open-ended contract , with a salary equal to or greater than the SMI and full-time .** The rest of the contracts signed do not meet any of the criteria to be considered successful (due to the type of workday or the duration of the contract, for example).
- **16.2 % of the total population served has the employment intermediation benefit activated .** The percentage of people with the employment intermediation benefit activated who have **accessed a paid professional contract or internship is 72%.**
- **9.6% of the people assisted have accessed economic benefits , in this case, RGI .**



Network of participating agents



TRAPEZE ARTIST K It is built from public-social collaboration.

The first half of 2024 has been completed, with a network made up of 25 third sector social entities from Araba, Bizkaia and Gipuzkoa with solid experience in social support, together with the Department of Wellbeing, Youth and Demographic Challenge of the Basque Government.

ARABA



BIZKAIA



GIPUZKOA



Conclusions



Trapezistak continues to work from a **gender perspective**. As a positive action, it maintains the challenge ***of continuing to increase the presence of women.*** among the accompanied persons.



Trapezistak program is **demanding** and **does not all young** people **fit** into it. Some do not meet the commitments required or there are gaps in relation to their prior expectations (reflected in the 6.3% expulsions and dropouts from the programme),



In the last year (2nd semester 2023 and 1st semester 2024), 204 **new people have joined** the program. This represents a 42% of **very early processes** that still require time to achieve objectives. This is evident in the results of the dimensions and in the number of exits this semester.



Consolidation of the network of **entities** : **Positive** evaluation of **networking**

